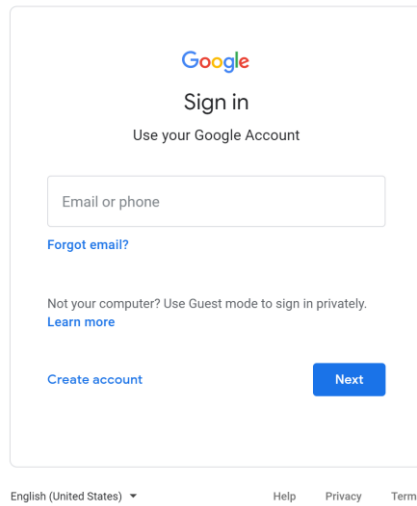
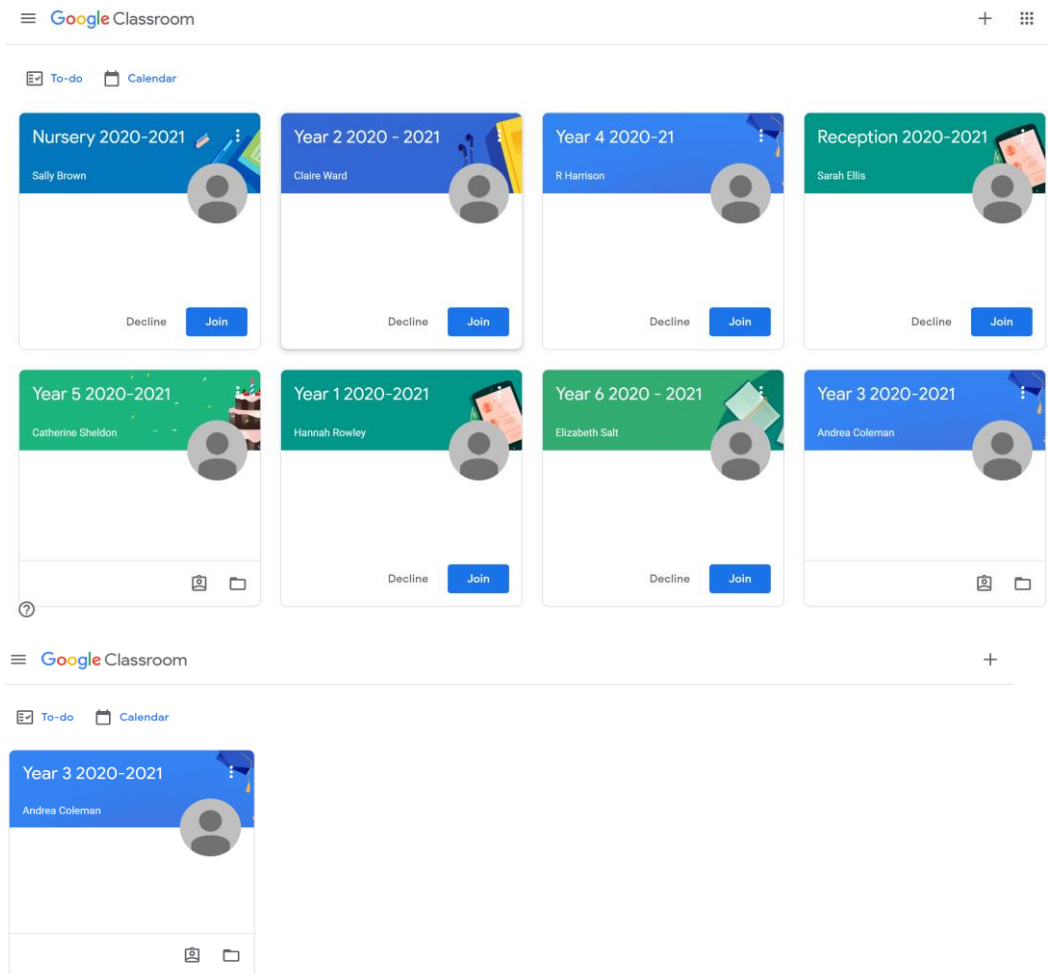


1. Google Classroom - Getting Started

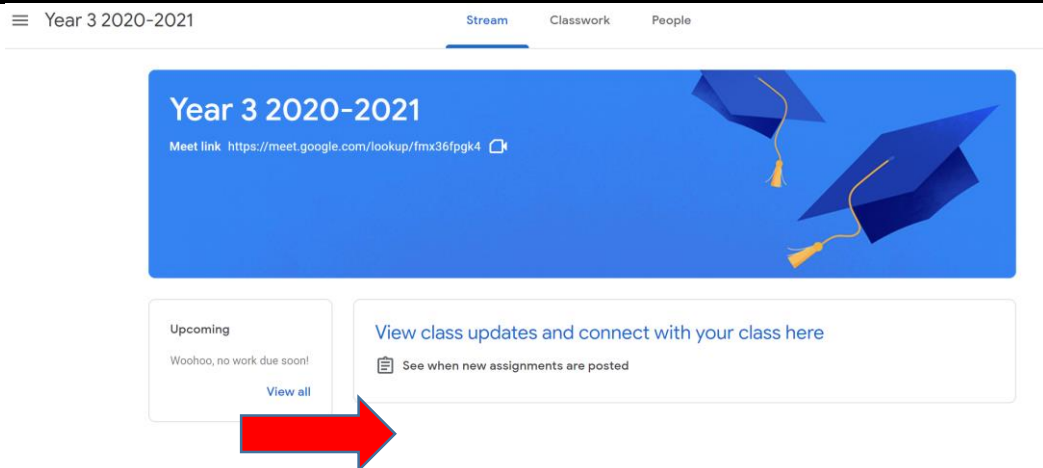
1. Search for Google Classroom on a web browser and enter the email address you have been given. Click 'Next' and then enter the password you have been given.



2. Select 'Decline' on all of the incorrect classes. Then select 'Join' on the correct class for your child. Your screen will then have only the correct class displayed.



3. You will be taken to this page in Google Classroom. This is where you will see a summary of the planned live sessions - so that you can organise ahead.



4. Within Google Classroom, there are three tabs across the top, aligned to the middle of the screen - Stream, Classwork and People. You will only need to use the Stream and Classwork tabs for now.

Stream

Year 3 2020-2021

Meet link <https://meet.google.com/lookup/fmx36fpgk4>

Classwork

Year 3 2020-2021

View your work Meet Google Calendar Class Drive folder

All topics

Thursday 14th Janu...

Friday 15th January ...

Thursday 14th January 2021

- Maths No due date
- Reading No due date

Friday 15th January 2021

- Maths No due date
- Reading No due date

5. If you would like to return to the 'Stream' page at any time, select the year group as shown here.

Year 3 2020-2021

Stream Classwork People

View your work Meet Google Calendar Class Drive folder

All topics

Thursday 14th Janu...

Friday 15th January ...

Thursday 14th January 2021

- Maths No due date
- Reading No due date

Friday 15th January 2021

- Maths No due date
- Reading No due date