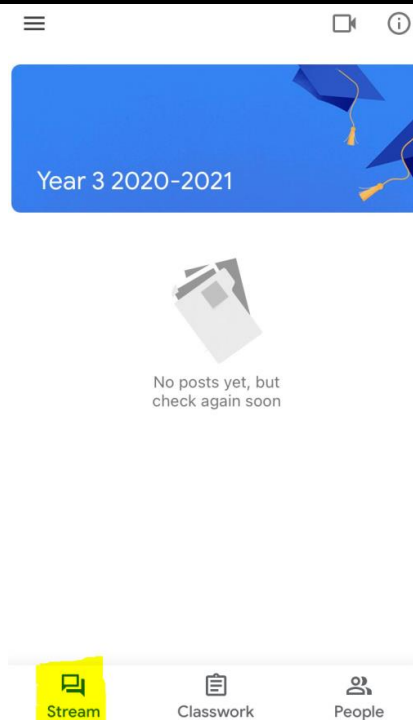
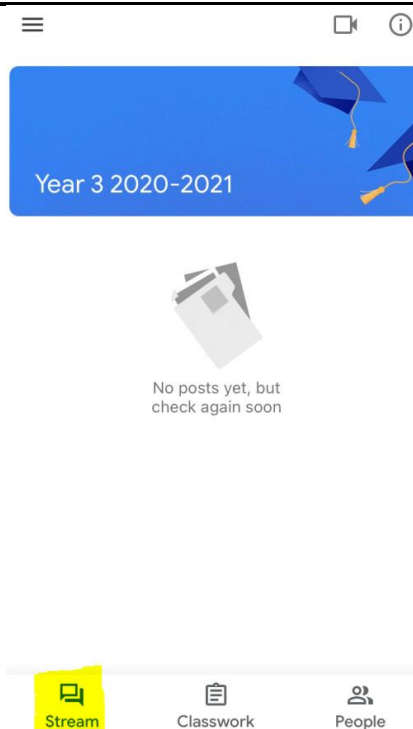


2. Google Classroom (App Version) - Stream (Live Sessions)

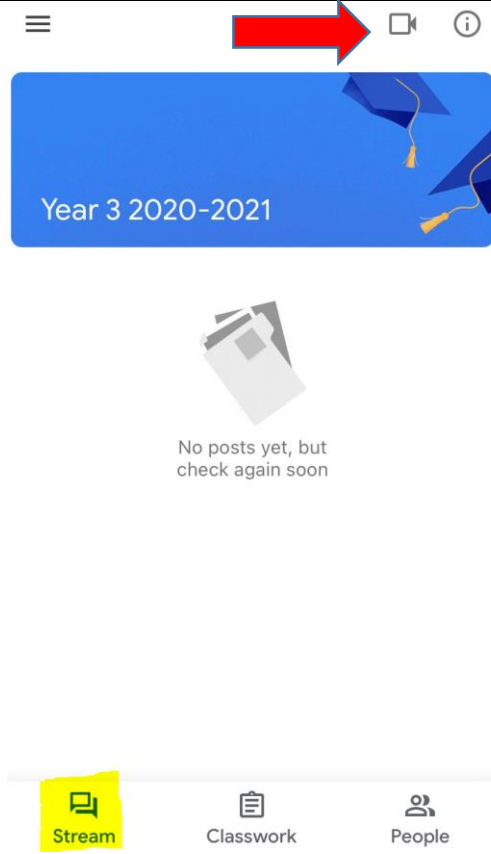
1. If not already selected, select the 'Stream' tab at the bottom of the screen.



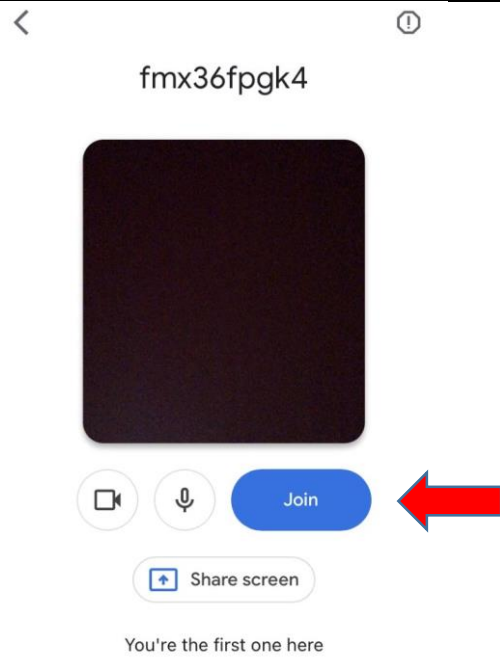
2. This page will show the times of any 'Live' sessions scheduled for the current week. If the schedule needs to change we will update it here, so please keep checking back.



3. To join a 'Live' session, the camera icon needs to be selected at the top of the screen.

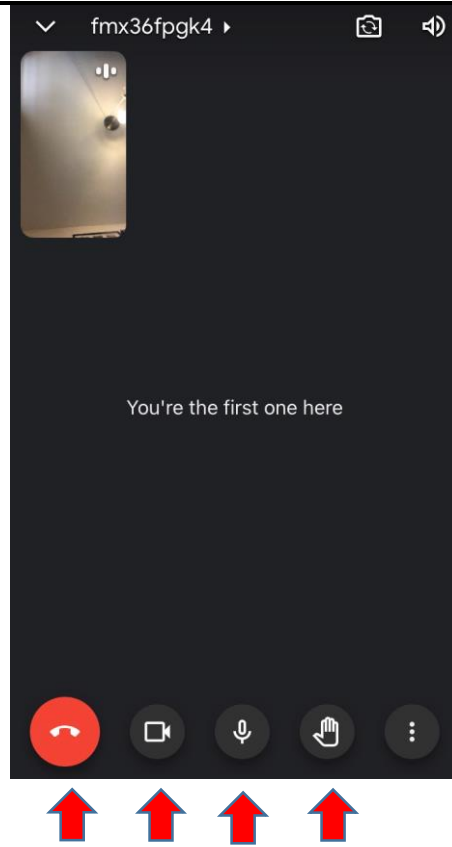


4. The video screen will appear, ensure you select 'Join'.



6. The video will appear in a larger view. Once the video has loaded, various functions are available at the bottom of the screen.

- End the live session
- Video on/off
- Mute/unmute
- Raise hand (to ask a question)
- You won't need to use the three dots option.



7. Once the 'Live' session has ended, select 'End the live session'.

You will then need to return to your home screen and open Google Classroom again.

