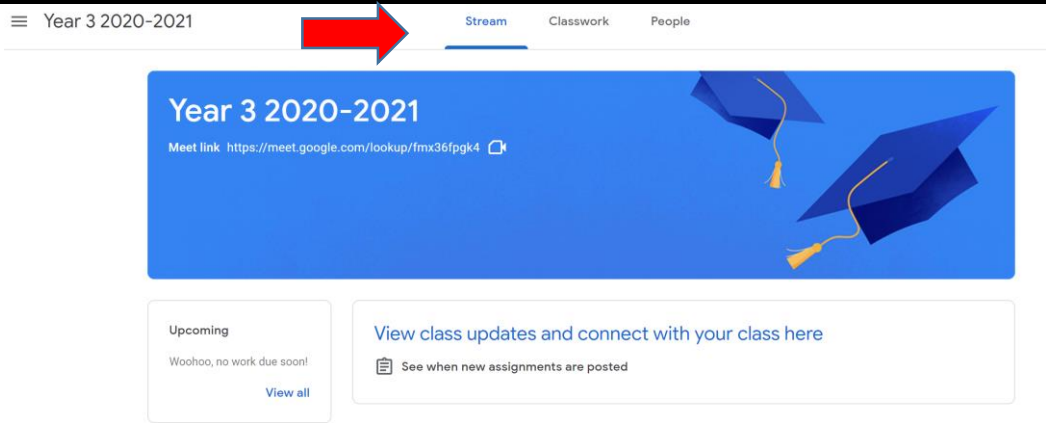


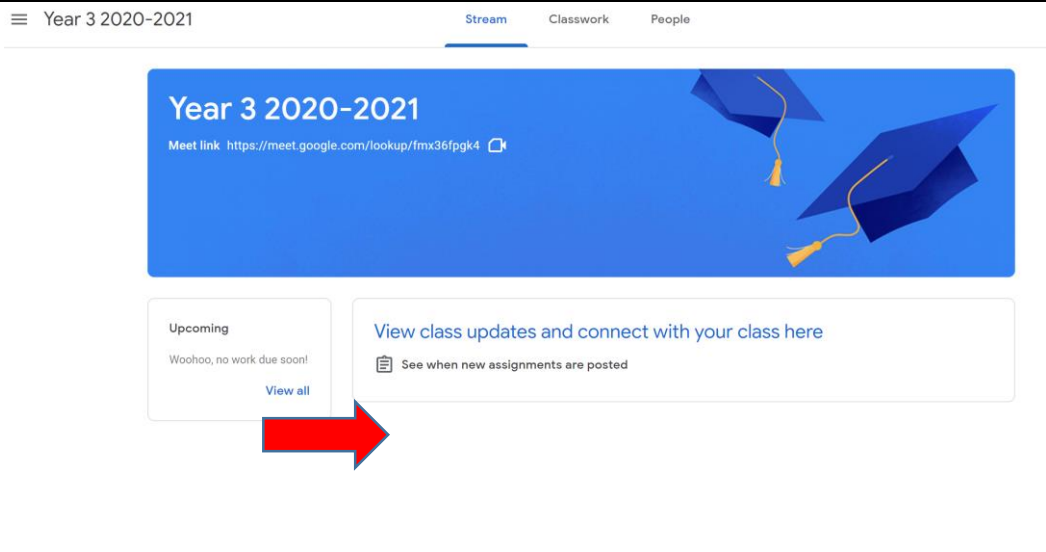
## 2. Google Classroom (Web Version) - Stream (Live sessions)

1. If not already selected, select the 'Stream' tab at the top middle of the screen.



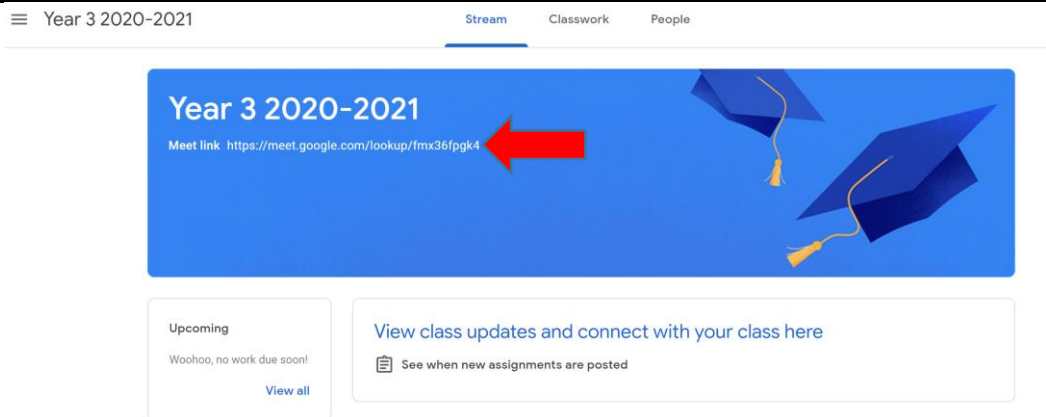
The screenshot shows the Google Classroom interface for 'Year 3 2020-2021'. At the top, there are three tabs: 'Stream', 'Classwork', and 'People'. A red arrow points to the 'Stream' tab, which is currently selected. Below the tabs is a blue header banner with the text 'Year 3 2020-2021' and a 'Meet link' that reads 'https://meet.google.com/lookup/fmx36fpgk4'. Below the banner, there are two white boxes. The left box is titled 'Upcoming' and contains the text 'Woohoo, no work due soon!' and a 'View all' link. The right box is titled 'View class updates and connect with your class here' and contains a link 'See when new assignments are posted'.

2. This page will show the times of any 'Live' sessions scheduled for the current week. If the schedule needs to change we will update it here, so please keep checking back.




This screenshot is identical to the one above, showing the Google Classroom interface for 'Year 3 2020-2021'. The 'Stream' tab is selected. A red arrow points to the 'View all' link in the 'Upcoming' box.

3. To join a 'Live' session, the 'Meet link' needs to be selected at the 'Live' session time.

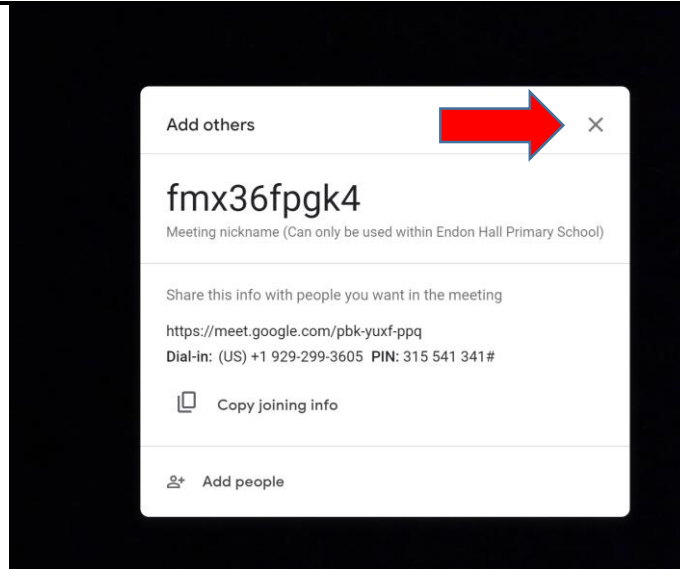


This screenshot is identical to the one above, showing the Google Classroom interface for 'Year 3 2020-2021'. The 'Stream' tab is selected. A red arrow points to the 'Meet link' text 'https://meet.google.com/lookup/fmx36fpgk4' in the blue header banner.

4. The video screen will appear, ensure you select, 'Join now'.



5. The video will open in a larger screen. Close this option by using the 'X'.



6. Once the video has loaded, various functions are available at the bottom of the screen.

-Mute/Unmute

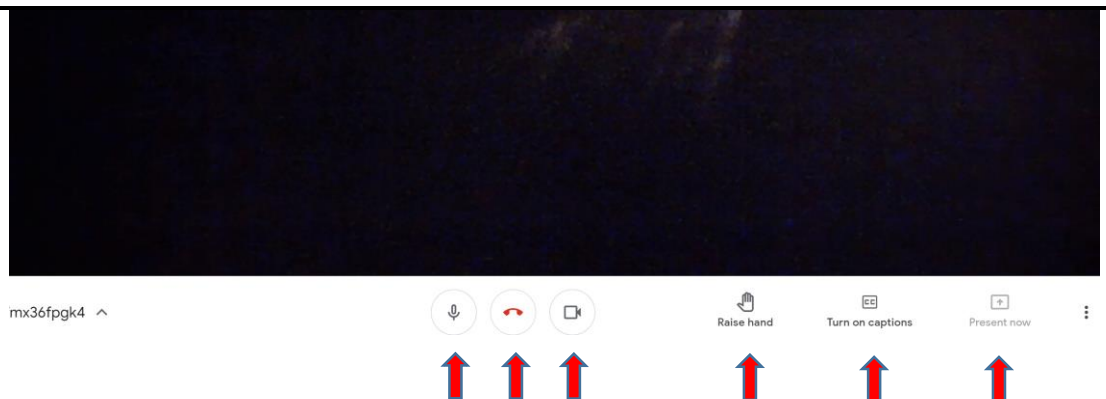
-End the live session

-Video on/off

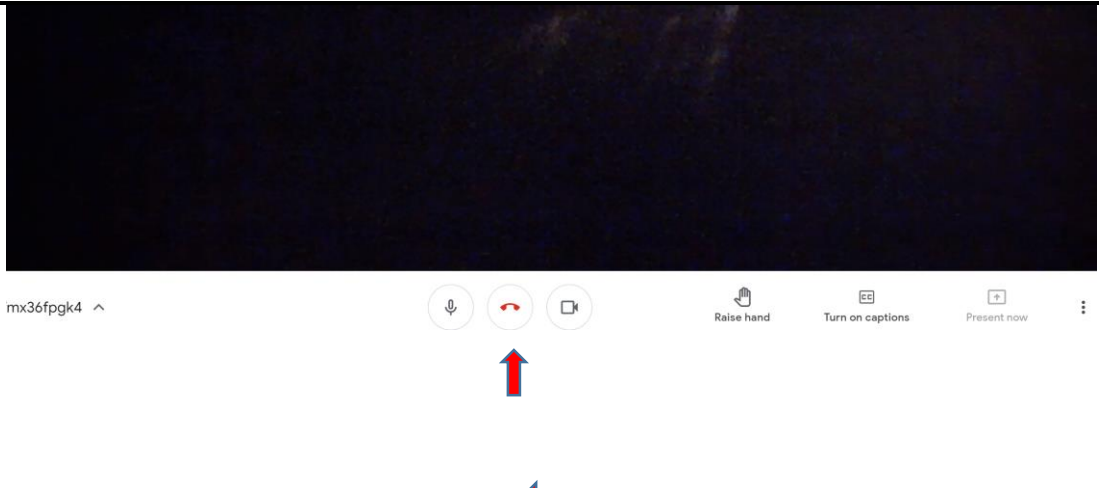
-Raise hand (to ask a question)

-Turn on captions (this function will not be used)

-Present now (this will be used by teachers)



7. Once the 'Live' session has ended, select 'End the live session'



8. Once you have ended the 'Live' session, you will see this screen.

Close the 'Meet' tab at the top of the screen to return to the 'Stream' tab.

