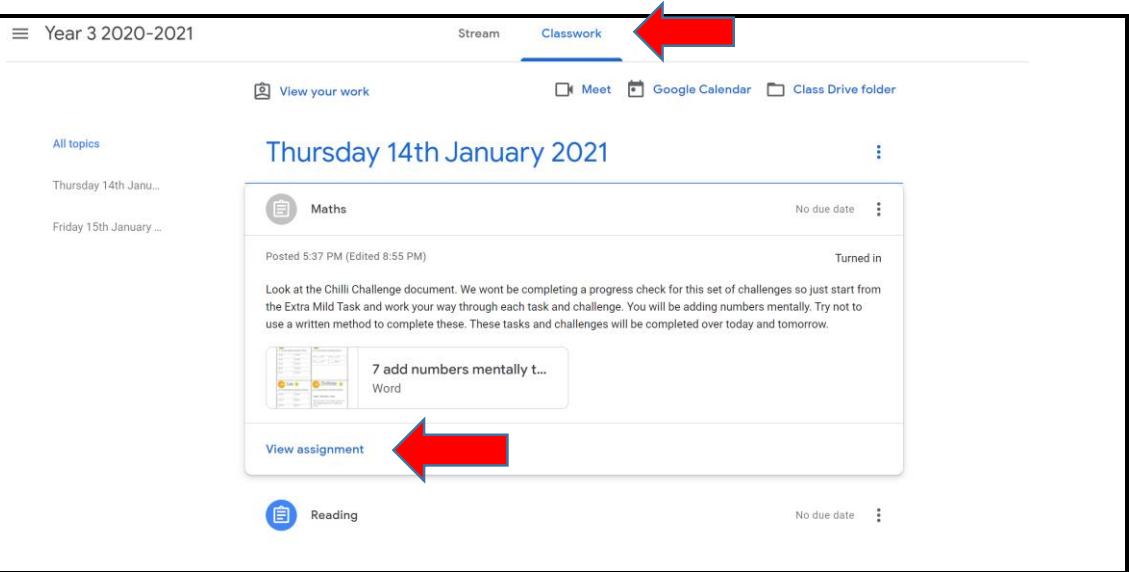


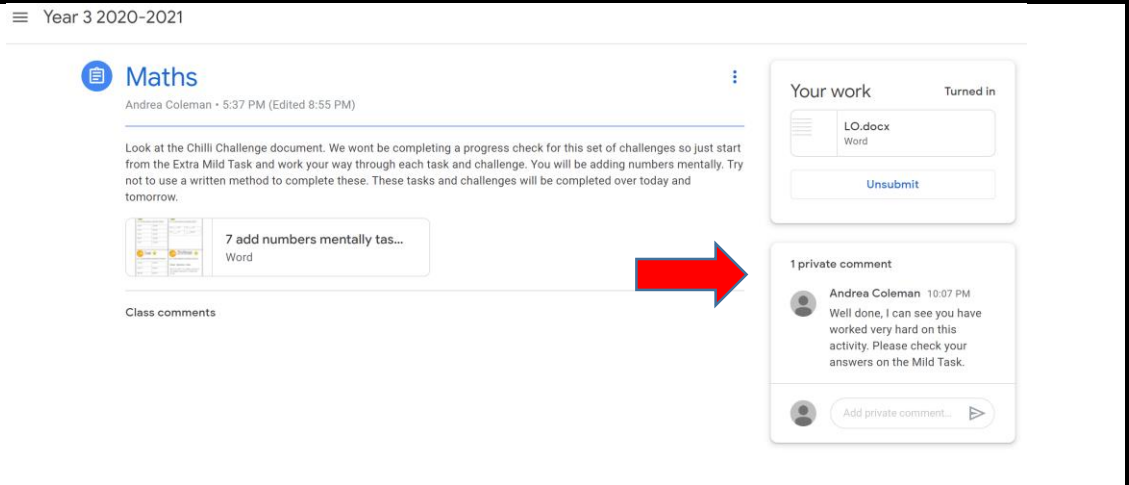
# 5. Google Classroom (Web Version) - Viewing Teacher's Feedback

1. Feedback on uploaded work can be viewed by selecting 'Classwork' and then 'View assignment'.



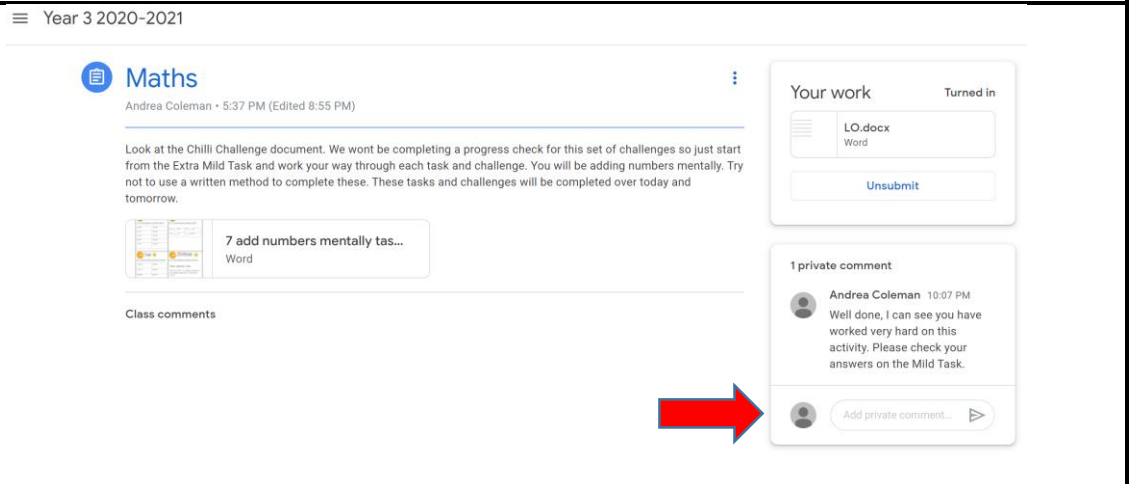
The screenshot shows the Google Classroom interface for 'Year 3 2020-2021'. The 'Classwork' tab is selected and highlighted with a red arrow. Below the navigation bar, there are options for 'View your work', 'Meet', 'Google Calendar', and 'Class Drive folder'. The main content area shows a post for 'Thursday 14th January 2021' under the 'Maths' subject. The post includes a document titled '7 add numbers mentally t...' and a 'View assignment' button, which is highlighted with a red arrow.

2. Once the assignment has been opened, any teacher comments can be viewed here.



The screenshot shows the details of the 'Maths' assignment. The assignment title is '7 add numbers mentally tas...' and it is a 'Word' document. Below the assignment details, there is a section for 'Class comments' and a 'Your work' section showing the document 'LO.docx' has been turned in. A red arrow points to the '1 private comment' section, which contains a comment from Andrea Coleman: 'Well done, I can see you have worked very hard on this activity. Please check your answers on the Mild Task.'

3. If you would like to send a comment back, use 'Add private comments'.



This screenshot is identical to the previous one, showing the assignment details and the private comment. A red arrow points to the 'Add private comment...' button at the bottom of the comment section.